

Moving Beyond Pronunciation: Using Technology To Meet The Diverse Needs Of ITAs

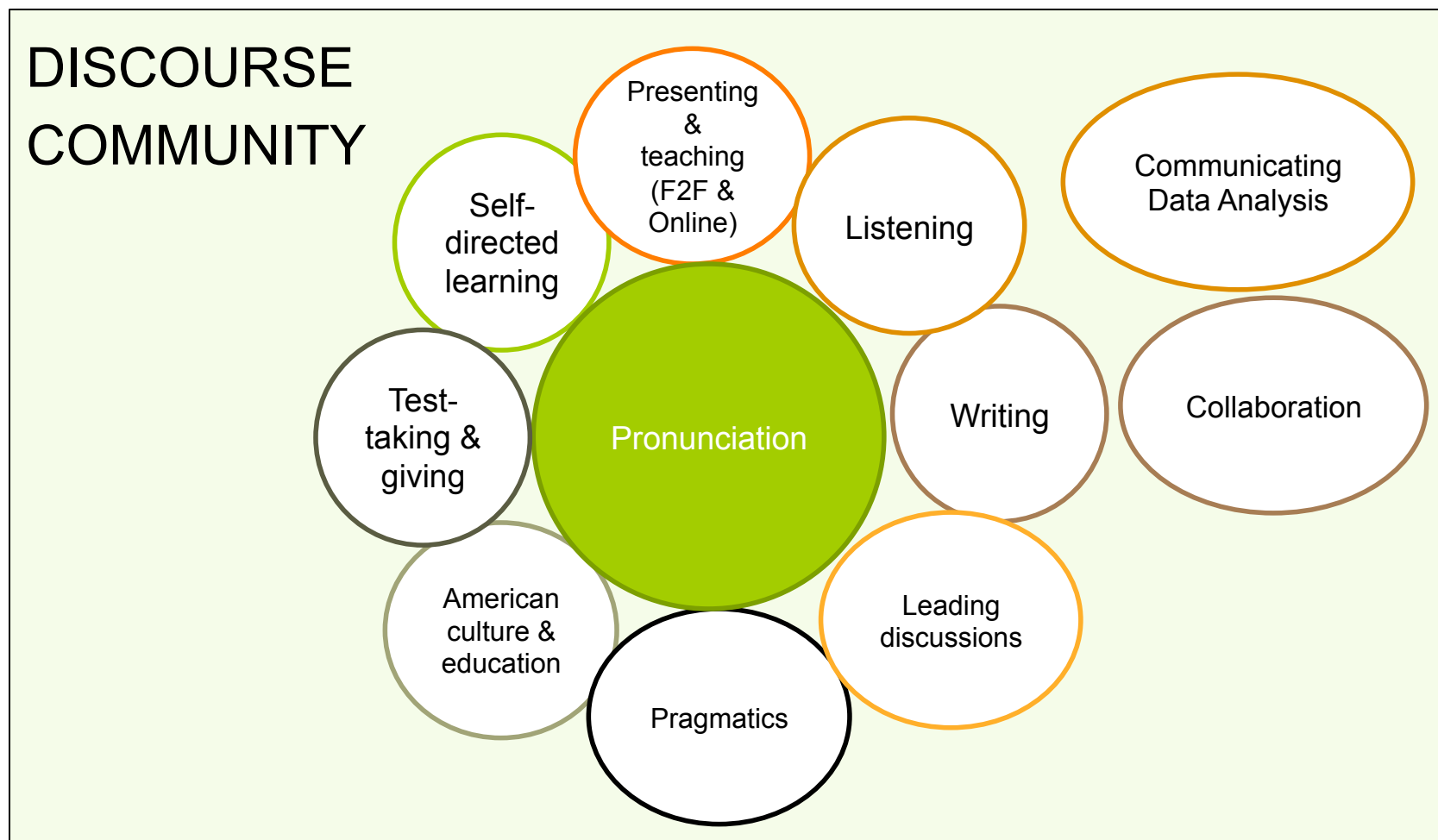
Dawn Bikowski, PhD

Director, English Language Improvement Program

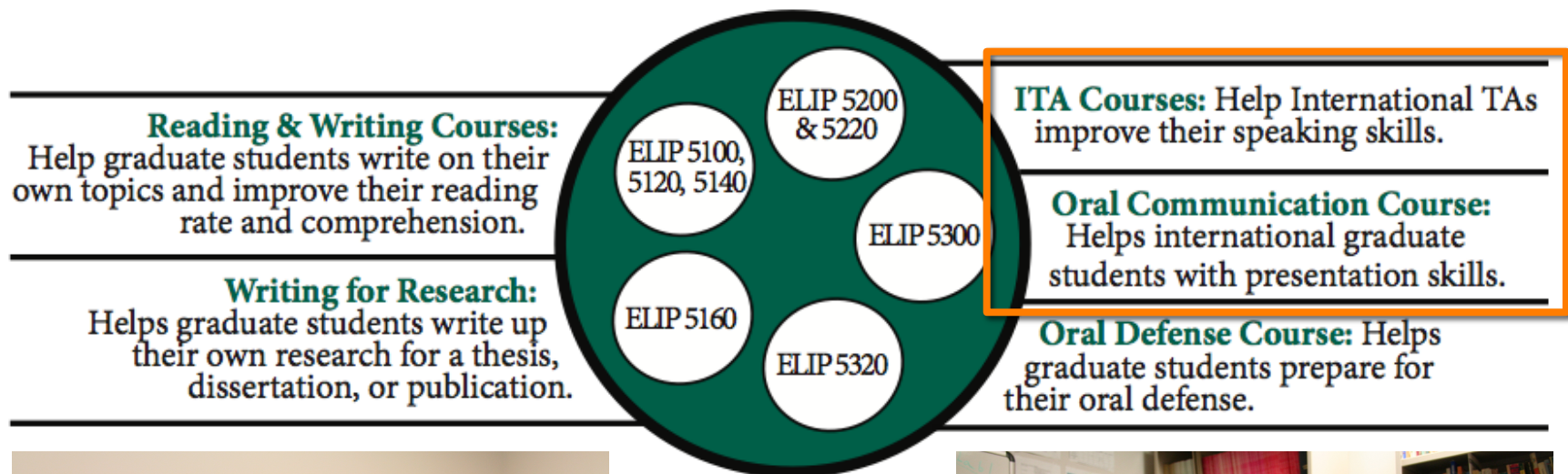
Ohio University



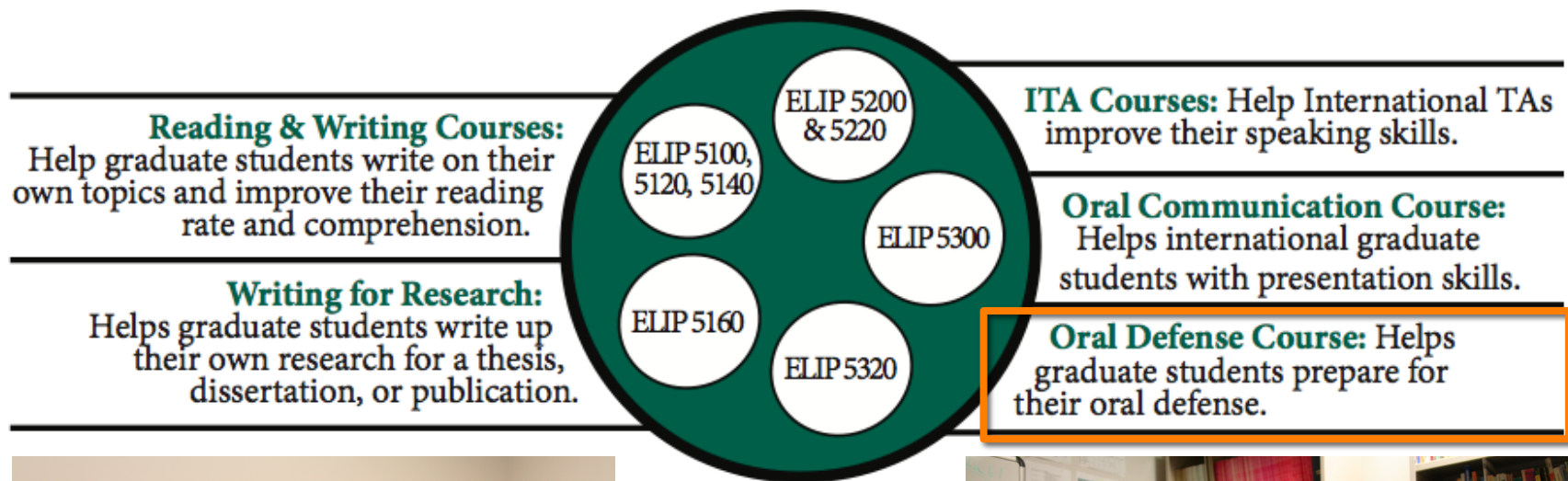
ITA Courses—more than Pronunciation



English Language Improvement Program



English Language Improvement Program



English Language Improvement Program

Reading & Writing Courses:
Help graduate students write on their own topics and improve their reading rate and comprehension.

Writing for Research:
Helps graduate students write up their own research for a thesis, dissertation, or publication

ELIP 5100,
5120, 5140

ELIP 5200
& 5220

ELIP 5300

ELIP 5160

ELIP 5320

ITA Courses: Help International TAs improve their speaking skills.

Oral Communication Course:
Helps international graduate students with presentation skills.

Oral Defense Course: Helps graduate students prepare for their oral defense.



English Language Improvement Program

Reading & Writing Courses:
Help graduate students write on their own topics and improve their reading rate and comprehension.

Writing for Research:
Helps graduate students write up their own research for a thesis, dissertation, or publication.

ELIP 5100,
5120, 5140

ELIP 5160

ELIP 5200
& 5220

ELIP 5300

ELIP 5320

ITA Courses: Help International TAs improve their speaking skills.

Oral Communication Course:
Helps international graduate students with presentation skills.

Oral Defense Course: Helps graduate students prepare for their oral defense.



Tutoring:
Pronunciation
& Writing

Orientations:
Faculty &
Students




Using Technology in ITA Training for:

- Self-Directed Learning
- Collaboration
- Leading Discussions
- Teaching
- Pronunciation
- Communicating Data Analysis



Technology for Self-Directed Learning

- Goal setting
 - Video and audio recordings, self-analysis with transcription
 - 2-3 targets
- Self study
 - Mobile devices for recordings
 - Practice
 - Analysis
 - Individual Blogs
 - Progress, needs, inspirations
 - English Central for videos with captioning, vocabulary, quizzes

English Central


EnglishCentral  22k

Browse Academic Use Partners About

← Back to Video Listing 9,196 VIEWS  6 

Plan Your Day

1 WATCH 2 LEARN 3 SPEAK



The best way to get the optimum results out of your day is to plan your day the night before.


00:02 / 01:02



Plan Your Day

WATCH 2 LEARN 3 SPEAK

Learn Words


REACT, GUARANTEE, RATIONAL, EXACT, CONSCIOUS





-  Listen to the line
-  Type the hidden word
-  Study the word

Start

English Central


EnglishCentral  Like 22k

Browse Academic Use Partners About

← Back to Video Listing 9,196 VIEWS  Like 6  Tw

Plan Your Day

1 WATCH 2 LEARN 3 SPEAK



The best way to get the optimum results out of your day is to plan your day the night before.


00:02 / 01:02




Plan Your Day

WATCH 2 LEARN 3 SPEAK

Learn Words

REACT, GUARANTEE, RATIONAL, EXACT, CONSCIOUS



-  Listen to the line
-  Type the hidden word
-  Study the word

Start

Technology for Self-Directed Learning

- Student interest/needs
 - Surveys for topics, assignments, needs

2. How interested are you in participating in a discussion on each of the following topics?

	very interested :D	interested :)	I don't have an opinion :
Academic phenomenon- things that happen at the university (colloquio, guest speakers)	<input type="radio"/>	<input type="radio"/>	<input type="radio"/>
American friends	<input type="radio"/>	<input type="radio"/>	<input type="radio"/>

- Timely and comprehensive feedback
 - Computer-generated reports
 - Native Accent software
- Discipline-specific
 - Personalized field and pronunciation glossaries
 - Moodle glossaries—links to pronunciation, videos, images, etc.
 - Personalized quizzes for accountability

Personalized Glossaries in Moodle

Add a new entry

Browse by alphabet

Browse by category

Browse by date

Browse by Author

Browse the glossary using this index

Special | A | B | C | D | E | F | G | H | I | J | K | L | M | N | O | P | Q | R | S | T | U | V | W | X | Y | Z | ALL

Ceramic

suh-RA-mick




Reflexive Photography Project

- Goals: Help ITAs and ITA faculty better understand:
 - ITA needs as teaching assistants
 - Barriers to meeting their needs
 - Ways to overcome those barriers
- ITAs take pictures and make a presentation on their lives:

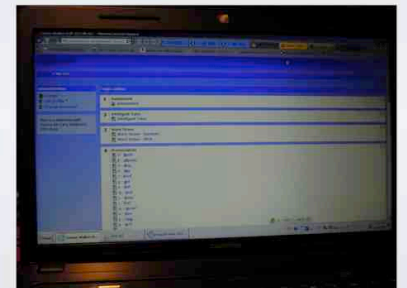
(+) Take advantage of electronic devices

- Using cell phone to record anything I talked to myself is a good way to self-evaluate and analyze my spoken skills.



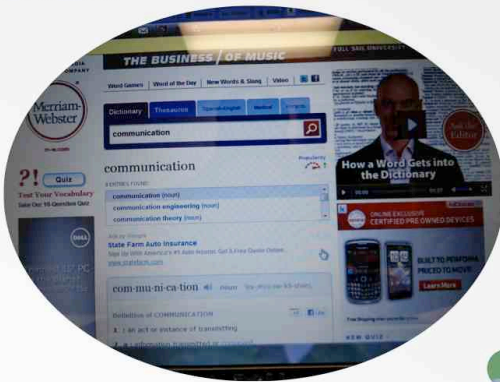
(+/-) Native accent

- Because this software is so sensitive and accurate, it always makes me frustrated. However, if I pronounced in the correct way as the instruction said, I would see the improvement (turning from red color to green color).



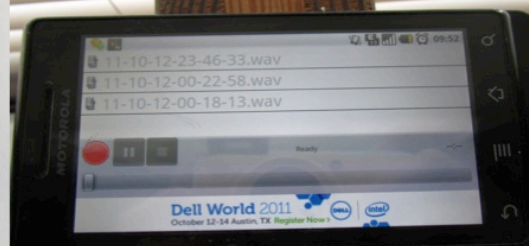
Reflexive Photography Project

Merriam-Webster Dictionary(+): This online resource has been of tremendous help from the moment I discovered it. Anytime I have doubts about the syllable to stress in a particular word, I call on Merriam-Webster for the answer.



TED Talk (+) I like watching the talk on this website, practice my English listening and let me think the true meaning of life.

A recording software on my cellphone: +



I TALK TO MYSELF ON PHONE. IT'S REALLY, REALLY HELPFUL!

Technology for Collaboration

- Surveys for peer evaluation comments
- Recorded presentations of former ITA students
 - What learned, advice
- Google Docs for Writing
 - Collaborative writing
 - Peer review
 - Real-time teacher feedback
- Video recordings for Discussions
 - Leading & Participating
 - Review and analyze video
 - [WikiHow](#) to lead a discussion

Tips on Leading a F2F Discussion



[Follow us on Pinterest](#)

[Home](#)[Articles](#)[Community](#)[My Profile](#)

[Home](#) » [Categories](#) » [Education and Communications](#) » [Presentations](#)

Edit

How to Lead a Discussion

Edited by CircularReason, Ben Rubenstein, Krystle C., Jack Herrick and 27 others

Article

Edit

Discuss

0

27

21

[Pin it](#)

[Share](#)

[+1](#)

Tradition tells us again and again that the best way to learn (and teach) is to sit with a small group and thoughtfully converse about a specific subject. If you find yourself needing to lead a class in college or high school, or if you are simply interested in alternative ways of learning, you can use these steps to start learning how to lead a great discussion.



Technology for Teaching

- Asking and answering questions
- Using PPTs effectively
- Interactive teaching
- Flipped classrooms

Aaron Sams, GOODMagazine



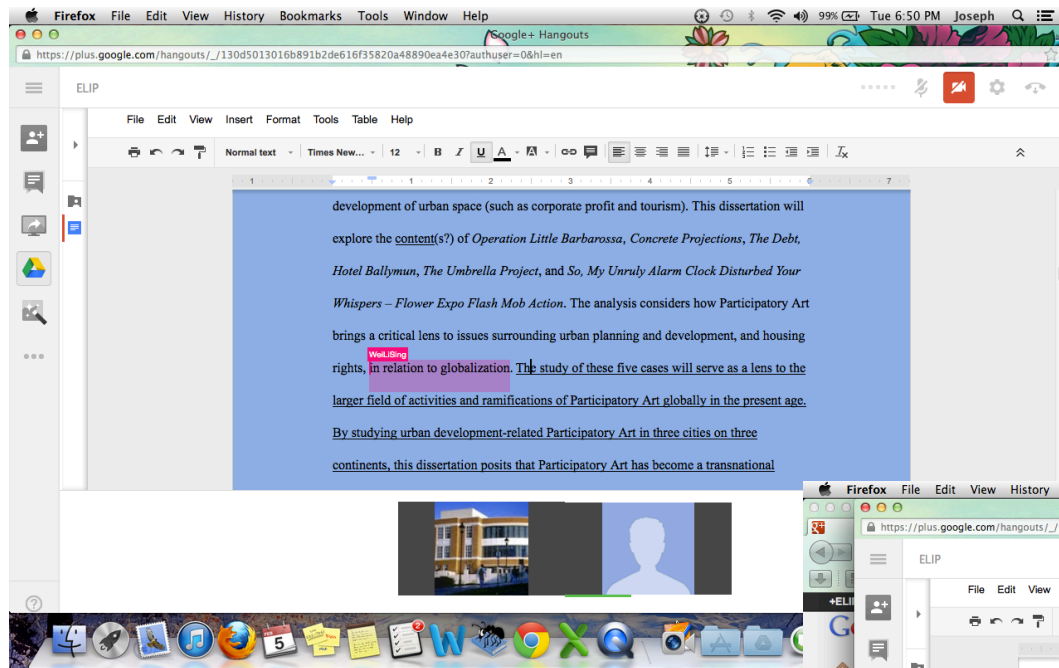
Technology for Teaching

- Simulations: [SimSchool](https://simschool.org)

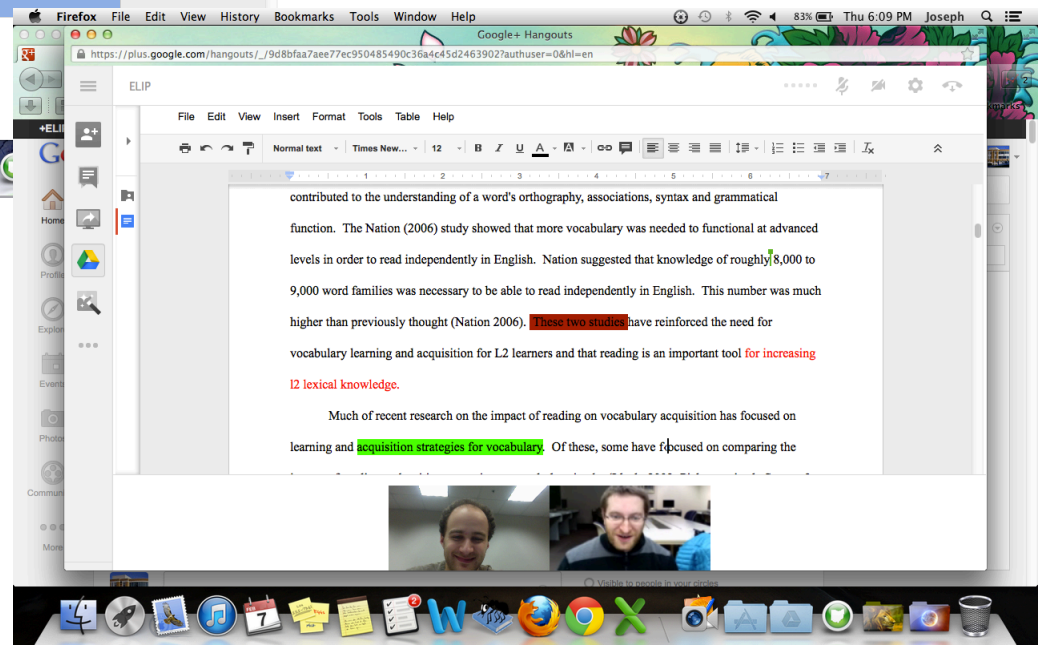


simschool.org

Technology for Teaching—Online

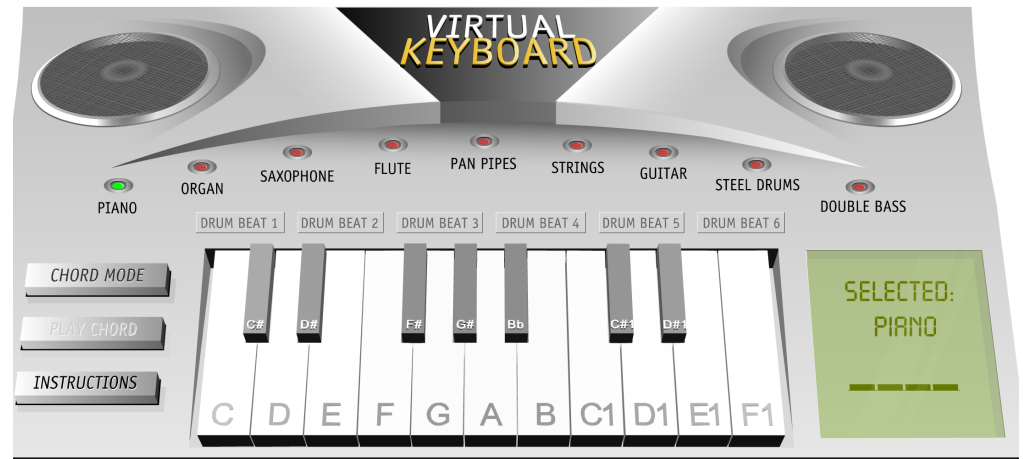
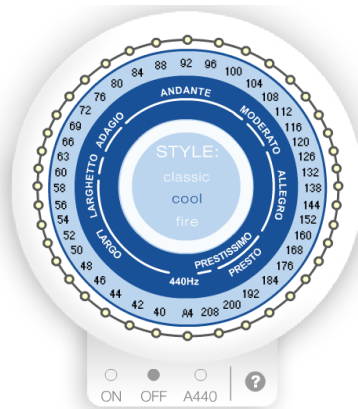


Google Hangouts



Technology for Pronunciation

- Video and audio recordings and transcription/analysis
- Virtual Keyboard for pitch, intonation
- Virtual Metronome for rhythm, stress



Technology for Pronunciation

- Online Resources

- [Pronuncian](#)
- [Rachel's English](#)



Blending sounds

Blending is smoothly transitioning from the pronunciation of one sound into the next sound. Blending works well for linking from one continuous consonant--a fricative, approximant, or nasal sound--to another different continuous consonant.

In the phrase "this month," the *s sound* /s/ blends smoothly into the *m sound* /m/.



Blending can also be used to link continuous consonants and vowel sounds, as in the phrase "this afternoon." Here the *s sound* /s/ of the word "this" is shared between both words.



Technology for Voice Recognition

- Google Voice, Siri, or Dragon for comprehensibility



Siri. Beta

Your wish is
its command.



Technology for Data Analysis

Communicating
Data Analysis
Effectively



bikowski@ohio.edu
Dawn Bikowski



OHIO
UNIVERSITY